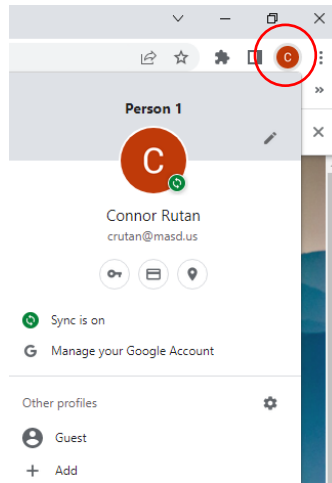
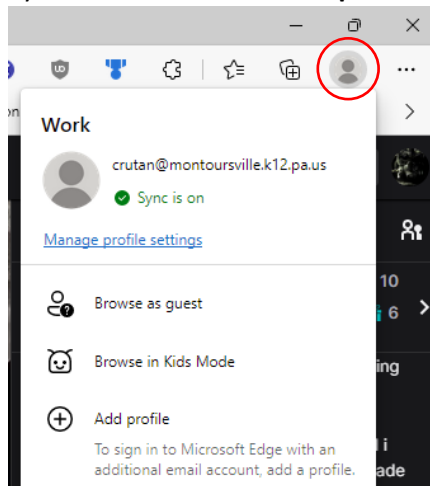


Switching to Microsoft Edge from Google Chrome(To avoid MFA every time for email)

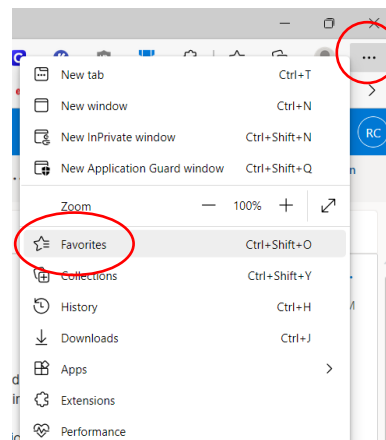
1. Open Chrome
2. Make sure you are signed in to your **@masd.us** account at the top right and sync is turned on.



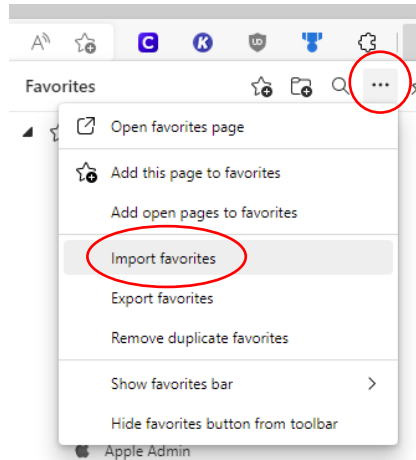
3. Open Edge
4. Make sure you are signed in to your **@montoursville.k12.pa.us** account at the top right.



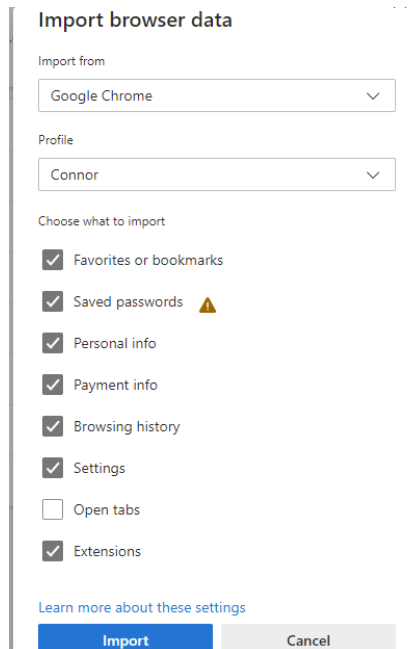
5. Click **3 dots** at the top right, then click **Favorites**.



6. Click the **3 dots** that appear at the top of that menu and then click **Import Favorites**, set **Import from** to **Google Chrome** and make sure your profile is the one chosen.



7. Check the boxes for **Favorites or Bookmarks**, **Saved Passwords**, **Extensions** and any others you would like to send over.



8. Click **Import**.
9. **Right click** on the Edge icon(blue/green wave) on the taskbar at the bottom of your screen and click **Pin to taskbar**. (You may unpin Google Chrome the same way if you wish)

If your favorites/bookmark bar is not showing up, click the **3 dots** at the top right, then click **Favorites**, and click the **3 dots** that appear at the top of that menu. Then hover over **Show favorites bar** and select **Always**.